

SPECIFICATION SHEET

RE35MR16

3-1/2" - Classic/Evolution

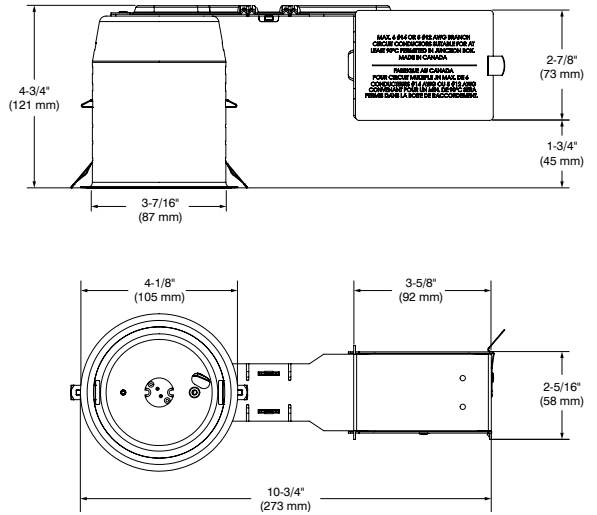

Remodel Housing IC and Air Tight (10W) for MR16 (LED) and Halogen Lamp

Project _____

Notes _____

Fixture Type _____

Date _____



SPECIFICATIONS

HOUSING DETAILS	18 gauge up to 0.051" (1.3 mm) thick galvanized steel housing. Flexible channel wire bracket made of 20 gauge steel, bending up to 45° vertically for ease of installation in confined spaces. 19-1/2 in ³ junction box can support up to 10 - 14 gauge wires or 8 - 12 gauge wires. Below-ceiling accessible.					
MOUNTING AND SUPPORT	Cutout diameter: ø 3-5/8" (92 mm) Can fit ceilings up to 2" (21 mm) thick. Requires a 4-3/4" (121 mm) clearance beyond the ceiling level. Tool-free snap-in hooks for ease of installation and a perfect fit to ceiling. No light leakage.					
LAMPS	MR16 LED GU5.3 10W MAX (IC & AIR TIGHT)			MR16 GU5.3 37W MAX (NOT IC & NOT AIR TIGHT)		
VOLTAGE	120 Volts 277 Volts					
TRANSFORMERS	LTF Electronic Transformers 120V-10W: TA15WA12LED65B15 120V-37W: TA60WA12LED65B15 277V-10W: TE15WA12LED65B15 277V-37W: TE60WA12LED65B15					
DIMMING	Only use ELV type. (To use the dimming option, please refer regularly to the lamp manufacturer compatibility list)					
COMPATIBLE TRIMS	R3151 R3151W R3450D R3470	R3652 S3145 S3151 S3450	S3450D T3000 T3100 T3125	T3145 T3145D T3145DG T3145W	T3200 T3250 T3450 T3450D	T3450W T3850
CERTIFICATION	<ul style="list-style-type: none"> • cULus for damp locations; wet locations for shower trims (7W) only (for LED lamps) • cULus for damp locations; wet locations for shower trims (20W) only (for halogen lamps) • Certified Air Tight ASTM E283 (10W MAX) 					
WARRANTY	3-year limited warranty on the electronic transformer and 1-year on components					

CONTRASTE

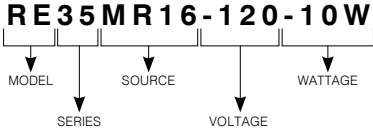
RE35MR16

3-1/2" - Classic/Evolution

Remodel Housing IC and Air Tight (10W) for MR16 (LED) and Halogen Lamp



CODIFICATION EXAMPLE



ORDERING CODES

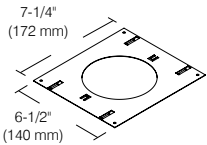
MODEL	SERIES	SOURCE	VOLTAGE	WATTAGE
RE	35	MR16		
RE Remodel Housing	35 3-1/2" Series	MR16 MR16 LED GU5.3 MR16 GU5.3	-120 120 Volts (ELV) -277 277 Volts (ELV)	-10W 10W (LED) -37W 37W (Halogen) *

*Not for isolated and air tight ceiling.

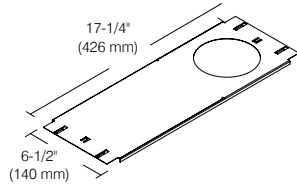
MOUNTING PLATES

Ceiling cutout: \varnothing 3-5/8" (92 mm)

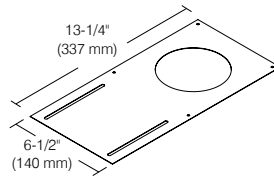
Code: P2550/3600
(Mounting Bars required)



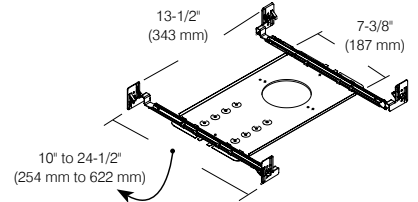
Code: P2550L
(Mounting Bars required)



Code: P2550N/3600N
(Mounting Bars NOT required)



Code: P2550NW
(Mounting Bars INCLUDED)



MOUNTING BARS

Short Bars Adjustable (2 units)
From 13-1/2" (343 mm) to 21-3/4" (553 mm)

Code: BARS



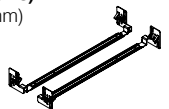
Long Bars Adjustable (2 units)
From 19-1/2" (495 mm) to 34" (863 mm)

Code: BARL



Interlocking Adjustable Bars (2 pairs)
From 10" (254 mm) to 24-1/2" (622 mm)

Code: BARK-REV1



CONTRASTE

RE35MR16

3-1/2" - Classic/Evolution**Remodel Housing IC and Air Tight (10W) for MR16 (LED)
and Halogen Lamp**

GOOF RINGS

Goof rings correct the openings too large or damaged ceiling cutout.

All goof rings are available in all Contraste finishes.
Add finish color code at the end of the goof rings code.
Ex.: RON3000-06

For round trims
Code: RON3000



Outside diameter: \varnothing 6-1/8" (156 mm)
Inside diameter: \varnothing 3-5/8" (92 mm)

For square trims
Code: RON3100



Outside dimensions: 5" (127 mm) x 5" (127 mm)
Inside diameter: \varnothing 3-5/8" (92 mm)