

SPECIFICATION SHEET

# S2000

4" Series – Coastal Line



Project \_\_\_\_\_

Notes \_\_\_\_\_

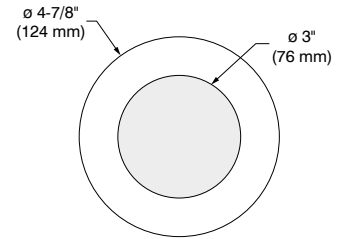
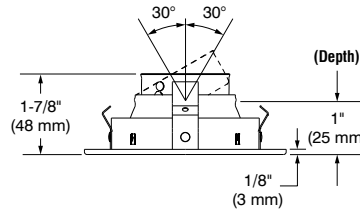
Fixture Type \_\_\_\_\_

Date \_\_\_\_\_

## Low Profile Adjustable Shower Trim



S2000-11-QC (illustrated)  
(Lamp not included)



### SPECIFICATIONS

TRIM	Die-formed Stainless Steel. <b>Different finishes available:</b> <b>Powder coat painted (Standard)</b> White (-01), Black (-02), Matte White (-11) and Matte Black (-22)
LAMPS (not included)	<b>GU10 LED 10W MAX</b> <b>MR16 GU5.3 20W MAX</b> <b>MR16 LED GU5.3 7W MAX</b>  If you want to use the dimming option and you use a LED lamp, please refer regularly to the lamp manufacturer compatibility list. For MR16 LED lamp usage, please refer to the selected housing specification sheet for details on transformer models (see compatible housing list below). <b>Using LED lamps in shower trims and an Air Tight housing may result in its lifespan decrease.</b> <b>Contraste cannot be held responsible for LED lamps lifespan loss when used in totally enclosed spaces.</b>
CEILING CUTOUT	<b>ø 4-1/4" (108 mm)</b>
LENSES	<b>STANDARD: Frosted Lens</b> <b>Available:</b> Clear lens (C), Frosted with clear center lens (FC).  To order, place the lens code after the trim code. <b>Ex. : S2000FC-01</b>
ACCESSORIES	<b>Goof Rings</b> (see ordering code)
CERTIFICATION	cULus for <b>wet locations</b> (for LED and halogens lamps)
WARRANTY	3-year limited warranty

SPECIFICATION SHEET

# S2000

4" Series – Coastal Line



## Low Profile Adjustable Shower Trim



SPECIFICATIONS (CONT'D)

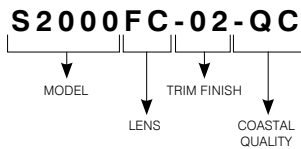
COMPATIBLE HOUSINGS

Remodel Housing



<b>LED</b> 10W	<b>IC / Air Tight</b> RE40GU10-10WQC RE40MR16-120-10WQC RE40MR16-277-10WQC
<b>HALOGENS</b> 37W	<b>Non-IC / Non Air Tight</b> RE40MR16-120-37WQC RE40MR16-277-37WQC

CODIFICATION EXAMPLE



ORDERING CODES

MODEL	LENSES	TRIM FINISHES	COASTAL QUALITY
<b>S2000</b>			<b>-QC</b>
<b>S2000</b>	<b>Standard:</b> Frosted	<b>POWDER COAT PAINTED (Standard)</b>	<b>-QC</b> Coastal Quality
	<b>C</b> Clear	<b>-01</b> White	
	<b>FC</b> Frosted with clear center	<b>-02</b> Black	
		<b>-11</b> Matte White	
		<b>-22</b> Matte Black	

### GOOF RINGS

Stainless Steel goof rings correct the openings too large or damaged ceiling cutout.



Available in the following finishes: -01, -02, -11 and -22.  
 Add finish color code and **QC** at the end of the goof rings code.  
 Ex.: RON2000-02**QC**

**Code: RON2000**

Outside diameter: ø 6-1/8" (156 mm)  
 Inside diameter: ø 4-1/8" (105 mm)

